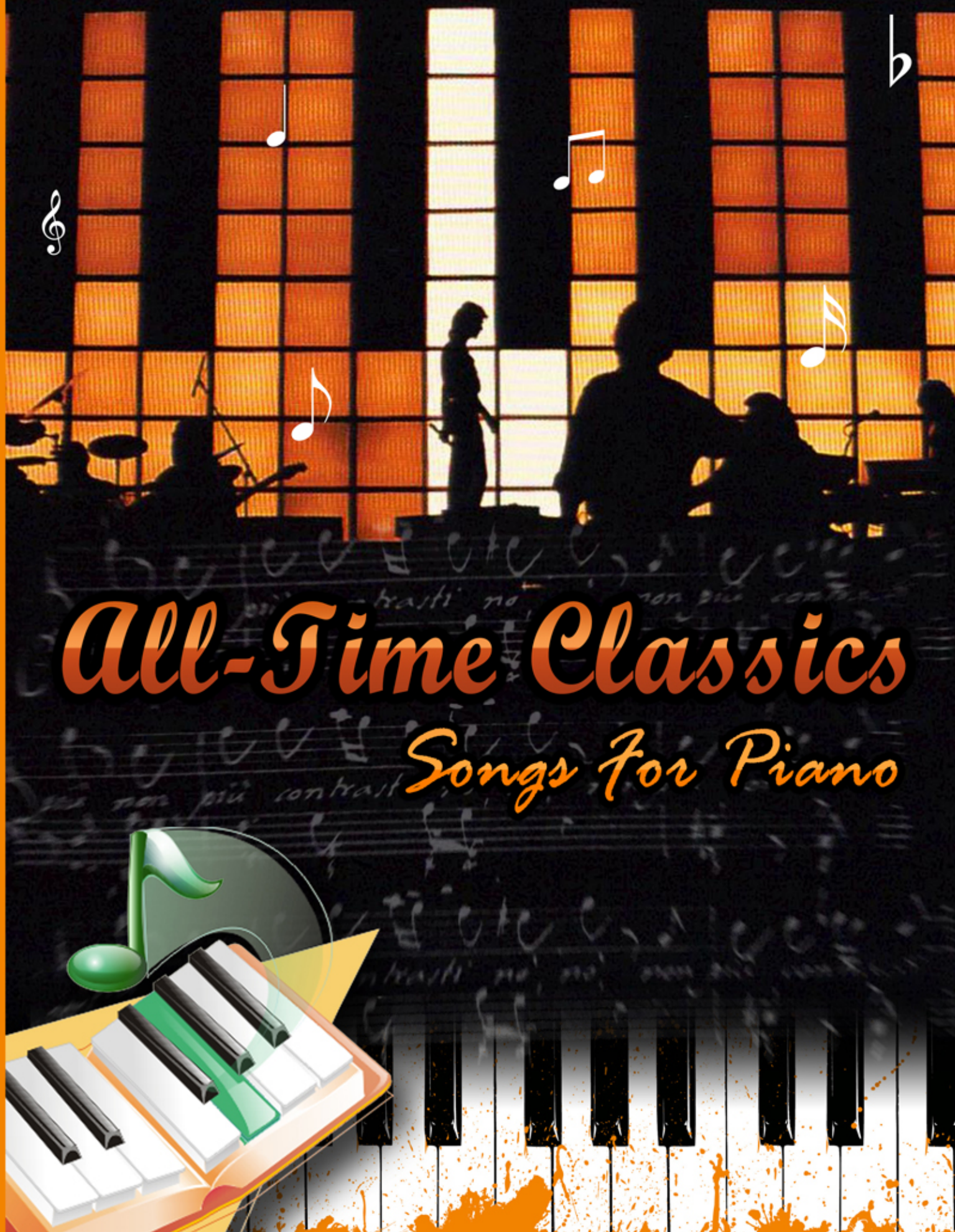


# THE PIANO ENCYCLOPEDIA



---

**Copyright © 2010 by Rodrigo Schejtman (PianoEncyclopedia.com)**

*All Time Classics - Songs For Piano*

*The Piano Encyclopedia*

All rights reserved. This book is protected by copyright laws and international treaties. Permission must be obtained in writing from its publisher -"Rodrigo Schejtman"- for the use of any original text, graphics or illustration. Permission must also be obtained in writing from its publisher for the reproduction, storage in a retrieval system, or transmission in any form or by any means, electronic, mechanical, photocopying, recording, or likewise. Neither this book nor any part may be reproduced or transmitted in any form or by any means, electronic or mechanical, including photocopying, microfilming, and recording, or by any information storage or retrieval system, without prior permission in writing from the publisher. Unauthorized reproduction or distribution of this book, or any parts of this book, including any images, and illustrations, may result in severe civil and criminal penalties

Reservado todos los derechos. No se permite reproducción parcial o total, el almacenamiento, el alquiler, la transmisión o la transformación de esta obra, en cualquier forma o por cualquier medio, sea electrónico o mecánico, mediante fotocopias, digitalización, u otros métodos, sin el permiso previo y escrito de los editores. Su infracción está penada por las leyes 11723, 25446, y tratados internacionales. Edición argentina. Queda hecho el depósito que previene la ley 11723.

This publication was provided for free for educational purposes. It cannot be sold, rented, nor redistributed without The Piano Encyclopedia's explicit and written permission.

All song lyrics contained in this book are copyright of the respective songwriters or lyric authors.

# WHAT'S INSIDE THE ALL TIME CLASSICS - SONGS FOR PIANO BOOK

## TABLE OF CONTENTS

Introduction .....	3
All Time Classics - Songs For Piano .....	4
The First Cut is the Deepest .....	5
Lyrics .....	5
Chords .....	7
Moonshadow .....	8
Lyrics .....	8
Chords .....	10
Let it Be .....	11
Lyrics .....	11
Chords .....	14
Imagine .....	15
Lyrics .....	15
Chords .....	18
Killing me Softly .....	19
Lyrics .....	19
Chords .....	23
Success Stories from our Students .....	25
Learn More About our Digital Home Study-Course .....	26

## Introduction

We present to you the “All Time Classics - Songs for Piano” book from The Piano Encyclopedia.

This book contains some of the most popular music ever created! All the songs come with lyrics, chords, and piano charts that will aid you in learning how to play the most popular songs from the 60’s and 70’s. This works by having the chords displayed on piano diagrams showing you the keys you will need to play!

This is perfect for printing out and placing next to your piano so that you are able to wow your family and friends by playing some *all-time* classics!

This is the gift that keeps on giving as you impress those you love with your talent.

Enjoy!

Best wishes,

**Rod Schejtman**

---

*CEO & Founder of The Piano Encyclopedia*

*PianoEncyclopedia.com*

# *All Time Classics*

## *Songs For Piano*

### **Sing and Play!**



# *Sing and Play*

## THE FIRST CUT IS THE DEEPEST

BY CAT STEVENS © 1967

### VERSE 1:

D Asus7 G Asus7  
I would have given you all of my heart

D Asus7 G Asus7  
but there's someone who's torn it apart

D Asus7 G Asus7  
and he's taking almost all I have

D Asus7 G Asus7  
but if you want, I'll try to love again baby

D Asus7 G Asus7  
I'll try to love again but I know

### CHORUS:

D Asus7 G Asus7  
The first cut is the deepest, baby I know

D Asus7 G Asus7  
The first cut is the deepest

D Asus7 G Asus7  
'cause when it comes to being lucky he's cursed

D Asus7 G Asus7  
when it comes to lovin' me he's worst

## VERSE 2:

D Asus7 G Asus7  
I still want you by my side

D Asus7 G Asus7  
just to help me dry the tears that I've cried

D Asus7 G Asus7  
cause I'm sure gonna give you a try

D Asus7 G Asus7  
and if you want, I'll try to love again but baby,

D Asus7 G Asus7  
I'll try to love again, but I know

## CHORUS:

D Asus7 G Asus7  
The first cut is the deepest, baby I know

D Asus7 G Asus7  
The first cut is the deepest

D Asus7 G Asus7  
'cause when it comes to being lucky he's cursed

D Asus7 G Asus7  
when it comes to lovin' me he's worst



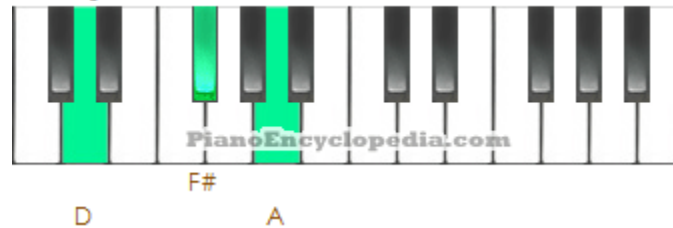
### Tip

Print out this booklet and place all the pages of the song you will play on your piano. This way you can follow the lyrics and the chords. You can also use the piano charts as a cheat sheet!

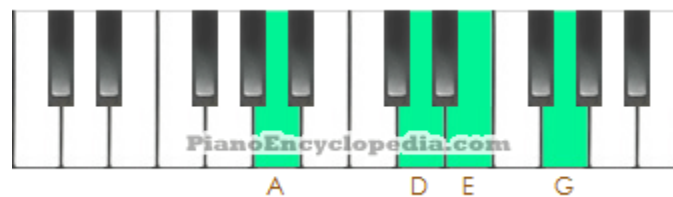
**We encourage you to play and sing with your whole family!**

# CHORDS TO PLAY THE FIRST CUT IS THE DEEPEST

D Major Chord



A sus7 Chord



G Major Chord



## Tip

By just learning these 3 chords you can play an all-time classic! Isn't that amazing?

**We encourage you to play and sing with your whole family!**



# Sing and Play

## MOONSHADOW

BY CAT STEVENS ©1971

### REFRAIN:

**D** **A7 D G A7**  
Oh, I'm bein' followed by a moonshadow, moonshadow, moonshadow...  
**D A7 D G A7 D**  
Leapin' and hoppin' on a moonshadow, moonshadow, moonshadow...

### VERSE 1:

**G D G D G D Em A7**  
And if I ever lose my hands, lose my plough, lose my land,  
**G D G D Em**  
Oh if I ever lose my hands, Oh if...  
**Em A D**  
I won't have to work no more.

### VERSE 2:

**G D G D G D Em A7**  
And if I ever lose my eyes, if my colors all run dry,  
**G D G D Em**  
Yes if I ever lose my eyes, Oh if...  
**Em A D**  
I won't have to cry no more.

### REFRAIN:

**D A7 D G A7**  
Oh, I'm bein' followed by a moonshadow, moonshadow, moonshadow...  
**D A7 D G A7 D**  
Leapin' and hoppin' on a moonshadow, moonshadow, moonshadow...

### VERSE 3:

G D G D G D Em A7  
And if I ever lose my legs, I won't moan, and I won't beg,

G D G D Em  
Yes if I ever lose my legs, Oh if...  
Em A D  
I won't have to walk no more.

### VERSE 4:

G D G D G D Em A7  
And if I ever lose my mouth, all my teeth, north and south,

G D G D Em  
Yes if I ever lose my mouth, Oh if...  
Em A D  
I won't have to talk...

### VERSE 5:

E7 A E A  
Did it take long to find me? I asked the faithful light.  
E A E7 A  
Did it take long to find me? And are you gonna stay the night?

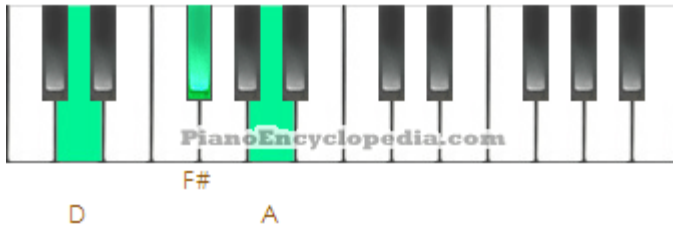
### REFRAIN:

D A7 D G A7  
Oh, I'm bein' followed by a moonshadow, moonshadow, moonshadow...  
D A7 D G A7 D  
Leapin' and hoppin' on a moonshadow, moonshadow, moonshadow...

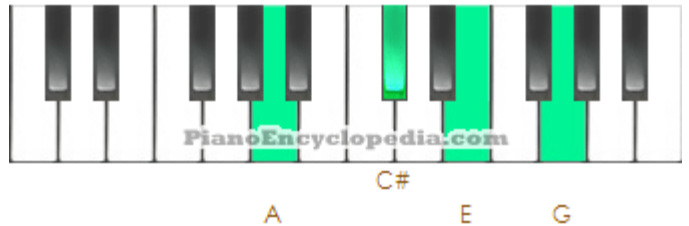
G A7 D G A7 D  
Moonshadow, moonshadow, moonshadow, moonshadow.

# CHORDS TO PLAY MOONSHADOW

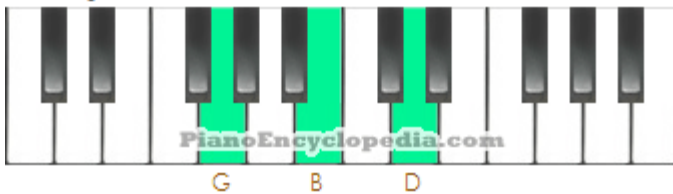
D Major Chord



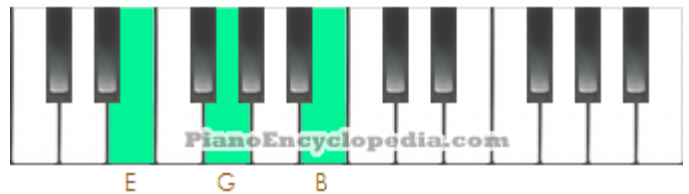
A 7 Chord



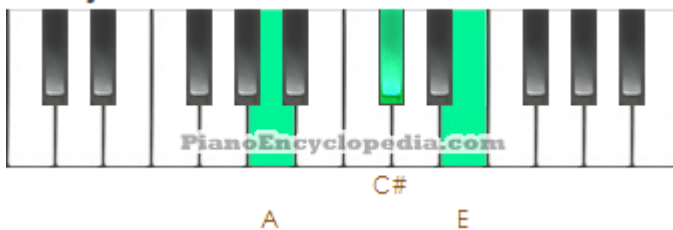
G Major Chord



E m Chord



A Major Chord



E 7 Chord



## Idea

If you like these piano chord charts, wait till you try our [\*\*Digital Home-Study Course "The Logic Behind Music"\*\*](#). You are going to love our INTERACTIVE piano charts and animated examples. Not only will you be able to watch, but you will be able to listen and interact with all the content by using your keyboard and mouse.

**And not only will you learn how to play songs, but also how to play by ear, improvise and even create your own music - no matter if you are a beginner or an advanced piano player!**

# Sing and Play

## LET IT BE

BY PAUL MC CARTNEY © 1970

### INTRO:

C G Am F C G F Em Dm C

### VERSE 1:

C G Am F  
When I find myself in times of trouble, Mother Mary comes to me  
C G F Em Dm C  
Speaking words of wisdom, let it be

C G Am F  
And in my hour of darkness, She is standing right in front of me  
C G F Em Dm C  
Speaking words of wisdom, Let it be

Am G F C  
Let it be, let it be, let it be, let it be  
C G F Em Dm C  
Whisper words of wisdom, let it be

### VERSE 2:

C G Am F  
And when the broken hearted people, Living in the world agree  
C G F Em Dm C  
There will be an answer, let it be

C G Am F

But though they may be parted, There is still a chance that they may see  
C G F Em Dm C  
Yeah, There will be an answer, let it be

### CHORUS:

Am G F C  
Let it be, let it be, let it be, let it be  
C G F Em Dm C  
There will be an answer, let it be

Am G F C  
Let it be, let it be, let it be, let it be  
C G F Em Dm C  
Whisper words of wisdom, let it be

### VERSE 3:

C G  
And when the night is cloudy,  
F C  
There is still a light that shines on me  
C G F Em Dm C  
Shine on till tomorrow, let it be  
C G G C  
I wake up to the sound of music, Mother Mary comes to me  
C G F Em Dm C  
Speaking words of wisdom, let it be

## CHORUS:

Am      G      F      C  
Let it be, let it be, let it be, let it be  
C                      G              F Em Dm C  
There will be an answer, let it be

Am      G      F      C  
Let it be, let it be, let it be, let it be  
C                      G              F Em Dm C  
Whisper words of wisdom, let it be



### Tip

Print out this booklet and place all the pages of the song you will play on your piano. This way you can follow the lyrics and the chords. You can also use the piano charts as a cheat sheet!

**We encourage you to play and sing with your whole family!**



# CHORDS TO PLAY LET IT BE

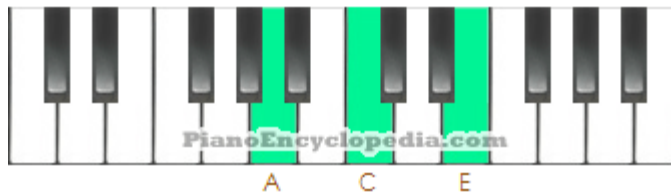
C Major Chord



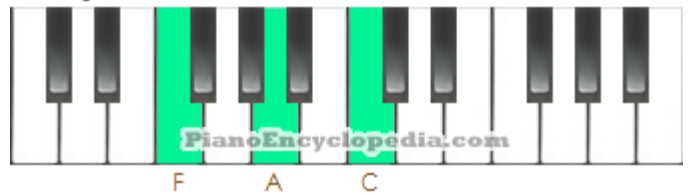
G Major Chord




A m Chord



F Major Chord



E m Chord



D m Chord



## Idea

No matter what your piano level is, or even if you never played piano before... imagine for a moment that you are able to play your favorite songs by picking them up "by ear". Imagine that you are able to improvise and compose music, sharing your deepest feelings with the ones that you love the most...

## Feels good, doesn't it?

Some people think that to do any of that you need to be born with a natural talent or spend a whole life studying. However, we are here to show you that those skills can be learned, and in a fun way!

**Grab a copy of our [Digital Home-Study Course "The Logic Behind Music"](#) and discover how – through the use of a method that works on logic and understanding - you too can learn how to play the piano with freedom!**

# Sing and Play

## IMAGINE

BY JOHN LENNON ©1971

### INTRO:

C	Cmaj7	F
C	Cmaj7	F

### VERSE 1:

C	Cmaj7	F
Imagine there's no heaven		

C	Cmaj7	F
It's easy if you try		

C	Cmaj7	F
No hell below us		

C	Cmaj7	F
Above us only sky		

F	Am	Dm
Imagine all the people		

G	G7	
Living for today, Ah-ha		

C	Cmaj7	F
Imagine there's no countries		

C	Cmaj7	F
It isn't hard to do		

C	Cmaj7	F
Nothing to kill or die for		

C Cmaj7 F  
And no religion too

F Am Dm7  
Imagine all the people

G G7  
living life in peace

#### CHORUS:

F G C Cmaj7 E E7  
You may say I'm a dreamer

F G C Cmaj7 E E7  
But I'm not the only one

F G C Cmaj7 E E7  
I hope someday you'll join us

F G C  
And the world will live as one

#### VERSE 2:

C Cmaj7 F  
Imagine no possessions

C Cmaj7 F  
I wonder if you can

C Cmaj7 F  
No need for greed or hunger

C Cmaj7 F  
A brotherhood of man

F Am Dm7  
Imagine all the people

G G7  
Sharing all the world

CHORUS:

F G C Cmaj7 E E7  
You may say I'm a dreamer

F G C Cmaj7 E E7  
But I'm not the only one

F G C Cmaj7 E E7  
I hope someday you'll join us

F G C  
And the world will live as one

OUTRO:

C Cmaj7 C F C



**Tip**

This song uses many chords so you may want to learn it step by step. However, all the verses use the same chords, so learn one verse and the chorus, and you'll know the entire song! Enjoy!

**We encourage you to play and sing with your whole family!**

# CHORDS TO PLAY

## IMAGINE

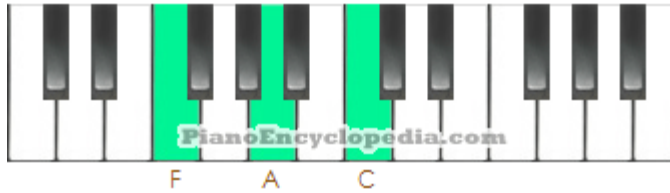
C Major Chord



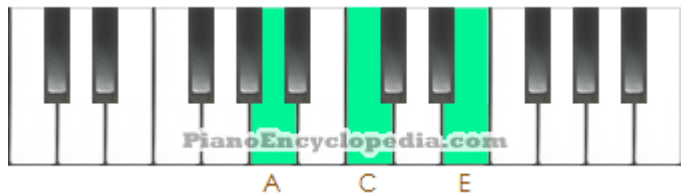
C Maj7 Chord



F Major Chord



A m Chord



D m Chord



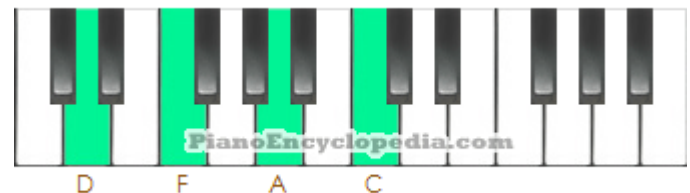
G Major Chord



G 7 Chord



D m7 Chord



E Major Chord



E 7 Chord



### Idea

If you like this book, wait till you try our [Digital Home-Study Course "The Logic Behind Music"](#). Prepare yourself to enjoy *multimedia* lessons with sounds and animations - and learn to play piano in a fun and interactive way using your computer keyboard and mouse.

# *Sing and Play*

## KILLING ME SOFTLY

BY ROBERTA FLACK ©1973

### VERSE 1:

Dm7 G  
I heard he sang a good song

D F  
I heard he had a style

Dm7 G  
And so I came to see him

Am  
And listen for a while

Dm7 G7  
And there he was this young boy

C E7  
A stranger to my eyes

### CHORUS:

Am Dm  
Strumming my pain with his fingers

G7 C  
Singing my life with his words

Am D  
Killing me softly with his song

G F  
Killing me softly with his song

C F



Telling my whole life with his words

Bb A  
Killing me softly with his song

## VERSE 2:

Dm7 G  
I felt all flushed with fever

C F  
Embarrassed by the crowd

Dm7 G  
I felt he found my letters

Am  
And read each one out loud

Dm7 G7  
I prayed that he would finish

C E7  
But he just kept right on

## CHORUS:

Am Dm  
Strumming my pain with his fingers

G7 C  
Singing my life with his words

Am D  
Killing me softly with his song

G F  
Killing me softly with his song

C F  
Telling my whole life with his words

Bb A  
Killing me softly with his song

### VERSE 3:

Dm7 G  
He sang as if he knew me

C F  
In all my dark despair

Dm7 G  
And then he looked right through me

Am  
As if I wasn't there

Dm7 G7  
And he just kept on singing

C E7  
Singing clear and strong

### CHORUS:

Am Dm  
Strumming my pain with his fingers

G7 C  
Singing my life with his words

Am D  
Killing me softly with his song

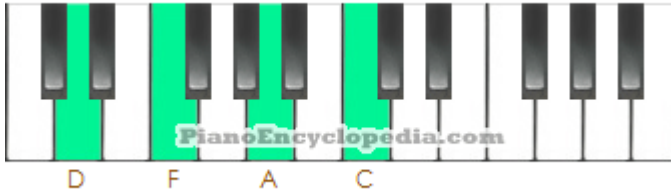
G F  
Killing me softly with his song

C F  
Telling my whole life with his words

**Bb** **A**  
**Killing me softly with his song**

# CHORDS TO PLAY KILLING ME SOFTLY

D m7 Chord



G Major Chord



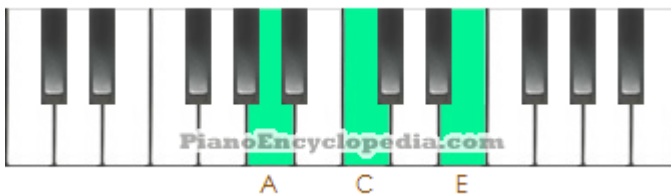
D Major Chord



F Major Chord



A m Chord



C Major Chord



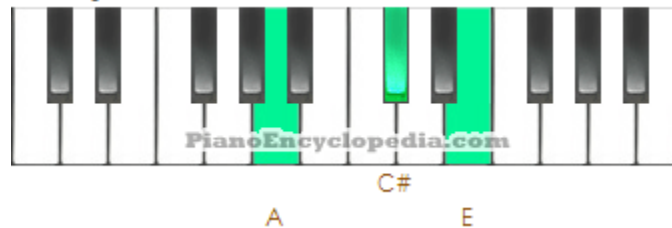
E 7 Chord



Bb Major Chord



A Major Chord



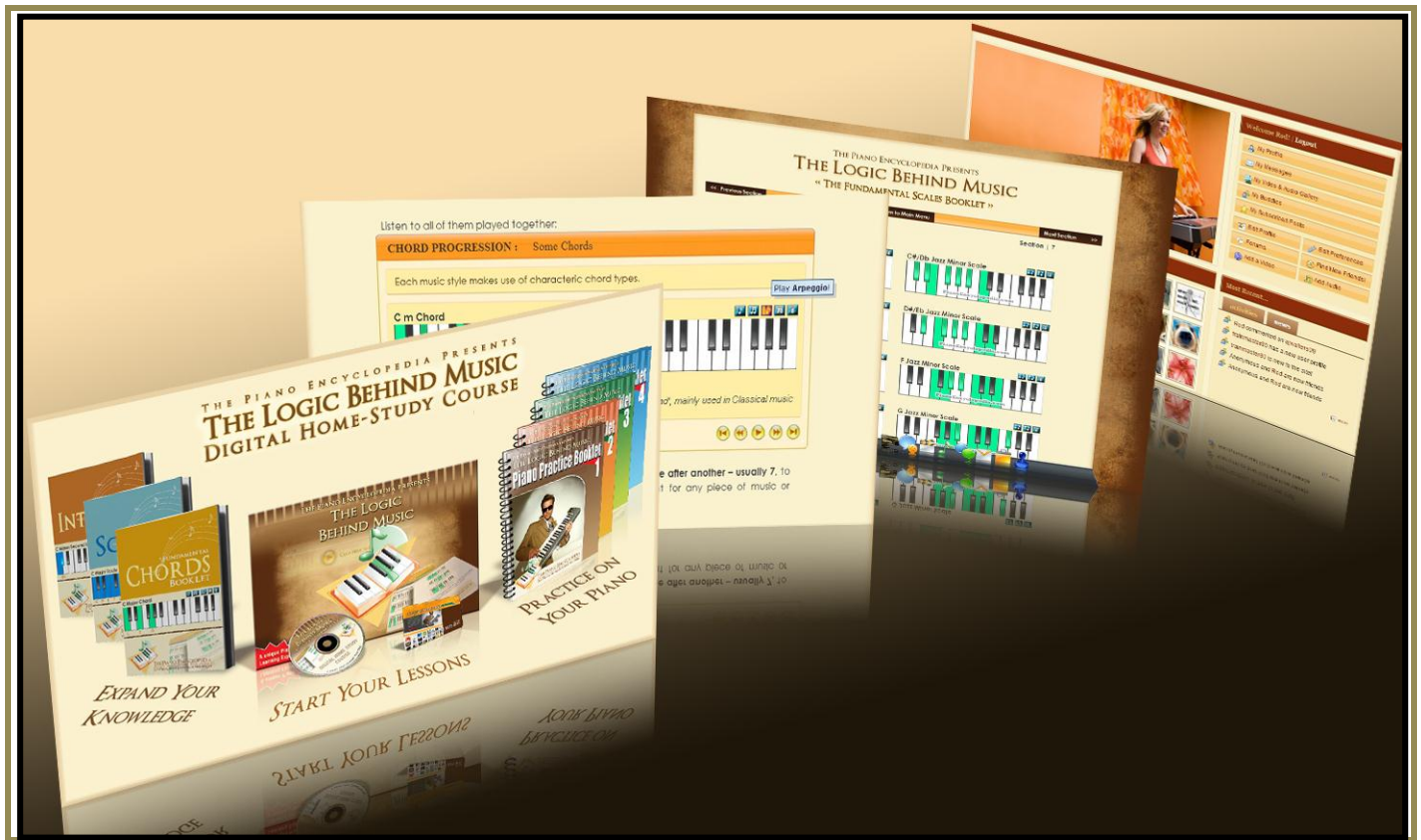
# LEARN MORE ABOUT OUR DIGITAL HOME-STUDY COURSE

**-Learn Piano from Home-**

**- Play Songs by Ear -**

**- Improve & Compose Music –**

**Play The Piano With Freedom**



Learn piano from the comfort of your home and discover how to play the piano without depending on sheet music by using our **Digital Home-Study Course “The Logic Behind Music.”**

Unlike traditional learning methods, our teaching is not based on rules or memorization but on logic and understanding. By understanding the logic behind music, **you will learn how to play the piano with freedom: you will be able to play songs by ear, improvise, and compose your own music—even if you never played an instrument before.**

From Absolute Beginner to Advanced: No Prior Knowledge is Required.

## Success Stories from our Students

***"This is the best product I have seen online. You have taken music making to a whole new level never done before online. I strongly recommend this product to everyone who has just begun learning or has been learning for a few years. They will suddenly begin to understand what they are playing. Congrats Rod to yourself and your team."***

**Oscar Dsouza  
Dubai, United Arab Emirates**

***"Like you Rod, I have been through many piano teachers, none of them took the time to break down the theory, which is so so important. Thanks, your interactive teaching is bar-non the best I've come across in all my years of trying to master playing the piano. Best – Tim"***

**Timothy Wolliston  
Florida, United States**

***"...Michael, please relay to the boss that I am completely satisfied with the material. I'm working it out on my own. This beats any program I've used before - including living piano teachers just in it for the thirty bucks for the half-hour."***

**Bruce Schmelz  
Delaware, United States**

***"The course is really amazing, and I am not an easy customer, believe me :). Before knowing about your course I researched a lot and had really bad experiences with other courses that I bought and returned due to my complete un-satisfaction. To give a 5 stars feedback like that is because I really liked it..."***

**Bruno Spinelli  
Florida, United States**

***"This course is by far the best course I've done! I've learnt more during this course than I've ever learnt from all my piano teachers combined. I'm completely sold at this course, and to make things even better, the staff and the help from the creators is outstanding. I'd give this course 12 / 10 if I could."***

**Joakim Valberg  
Uppland, Sweden**

**We have hundreds of testimonials from our students.  
You can read them all here:**

[Click Here to Read More Testimonials](#)



**We Want To Thank You For Being A Valued Supporter!**



## READ MORE ABOUT OUR DIGITAL HOME STUDY COURSE “THE LOGIC BEHIND MUSIC”

**Surprise your friends and family!** Start your lessons with our *Digital Home-Study Course “The Logic Behind Music”* and learn how to improvise, play songs by ear, and create your own music.

Appropriate for all levels, lessons go from absolute beginner to advanced. Our course starts from the very beginning assuming no knowledge whatsoever; making it suitable for absolute beginners as well as for advanced piano players who want to learn how to play the piano with total freedom, without depending on sheet music or memorization.

**Click on the following link to read more:**

<http://PianoEncyclopedia.com/piano-courses/the-logic-behind-music/>